



lumini Solucoes em Iluminacao LTDA  
www.lumini.com.br  
Email:laboratorio@lumini.com.br  
Tel:+55 11 3437-5555 Fax:+55 11 3437-5555  
Address:Rua Ferreira Viana, 716 - Socorro - São Paulo/SP

---

## lumini

---

LumCAT:

Luminaire: mini flat 60 w - 3W

LampCAT: modulo led line 5W/m 12Vdc 30K irc 90

Ballast type: led line driver 12V

Report No:

Voltage(V): 127.8900

Test No:

Current(A): 0.0810

Number of Lamps: 1

Power (W): 4.3180

Lamp flux(lm): 350.0

PF: 0.4180

Length(mm): 600

Width(mm): 600

Phm Type: C

Height(mm): 0

---

## Photometric Results

---

Lumens(lm): 157.51, Efficiency(%): 45.00% , Luminous Efficacy(lm/W): 36.48

Central intensity(cd): 54.371, Maximum intensity(cd): 54.371

Angle of maximum intensity: C=0.0  $\gamma$ =0.0

Beam angle of C0 plane : 114.45

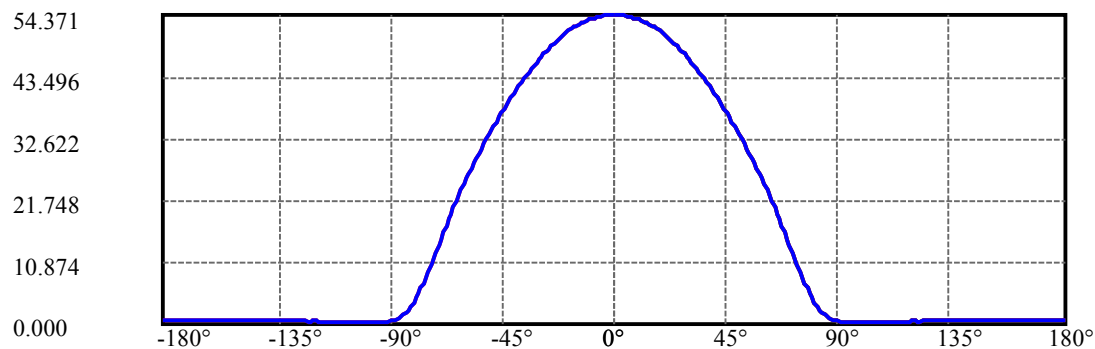
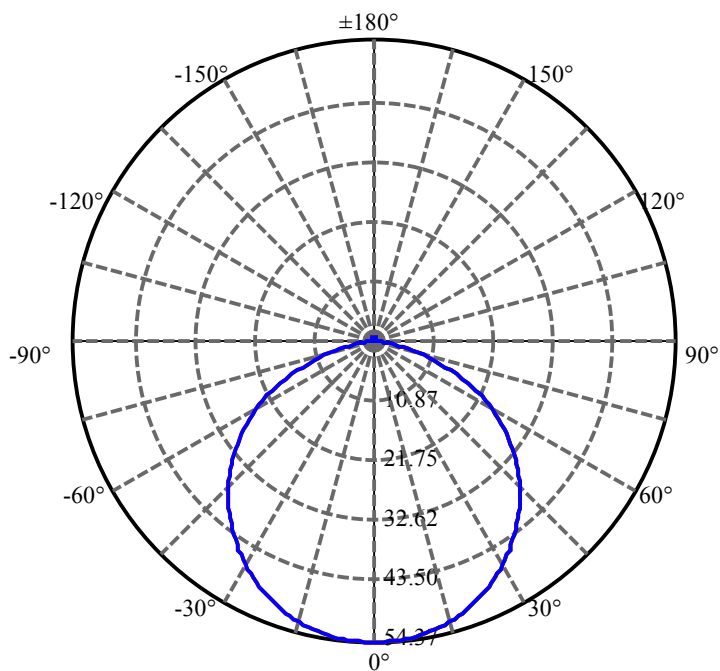
Aveage BeamAngle(IEC 61341):114.45

---

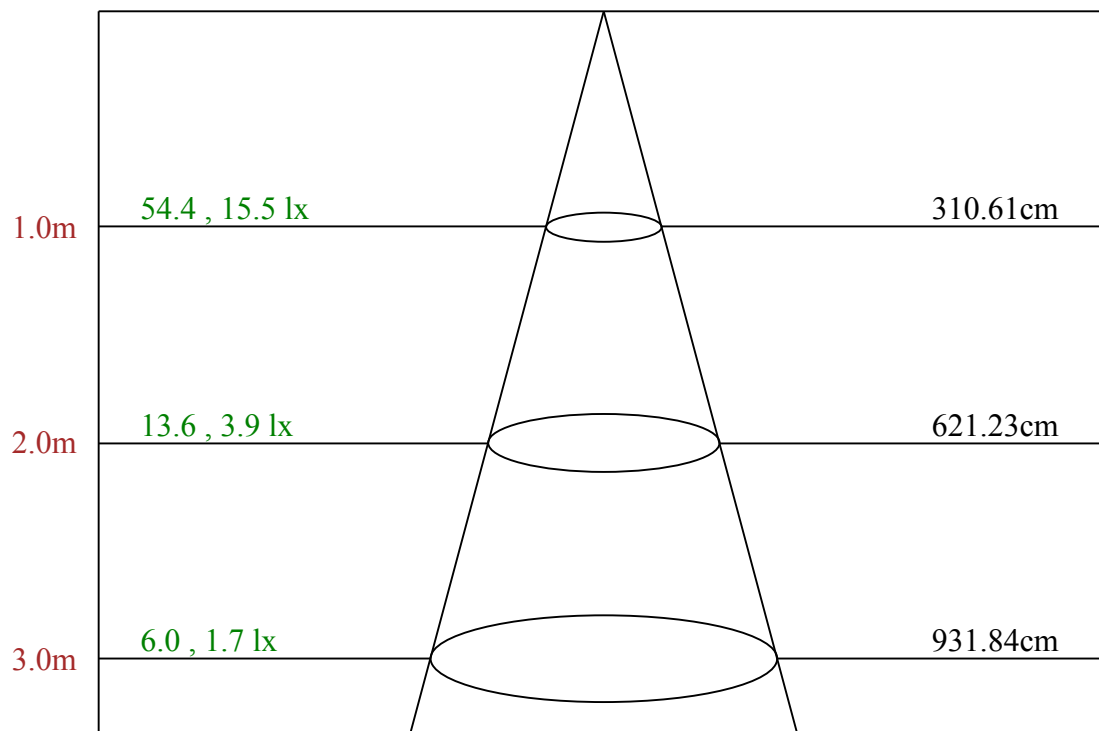
Equipment: equipamento lumini  
Temperature(°C): 25.0

Date: 16/06/2025  
Humidity(%): 58.0%

Operator: 01  
Distance(m): 6.90

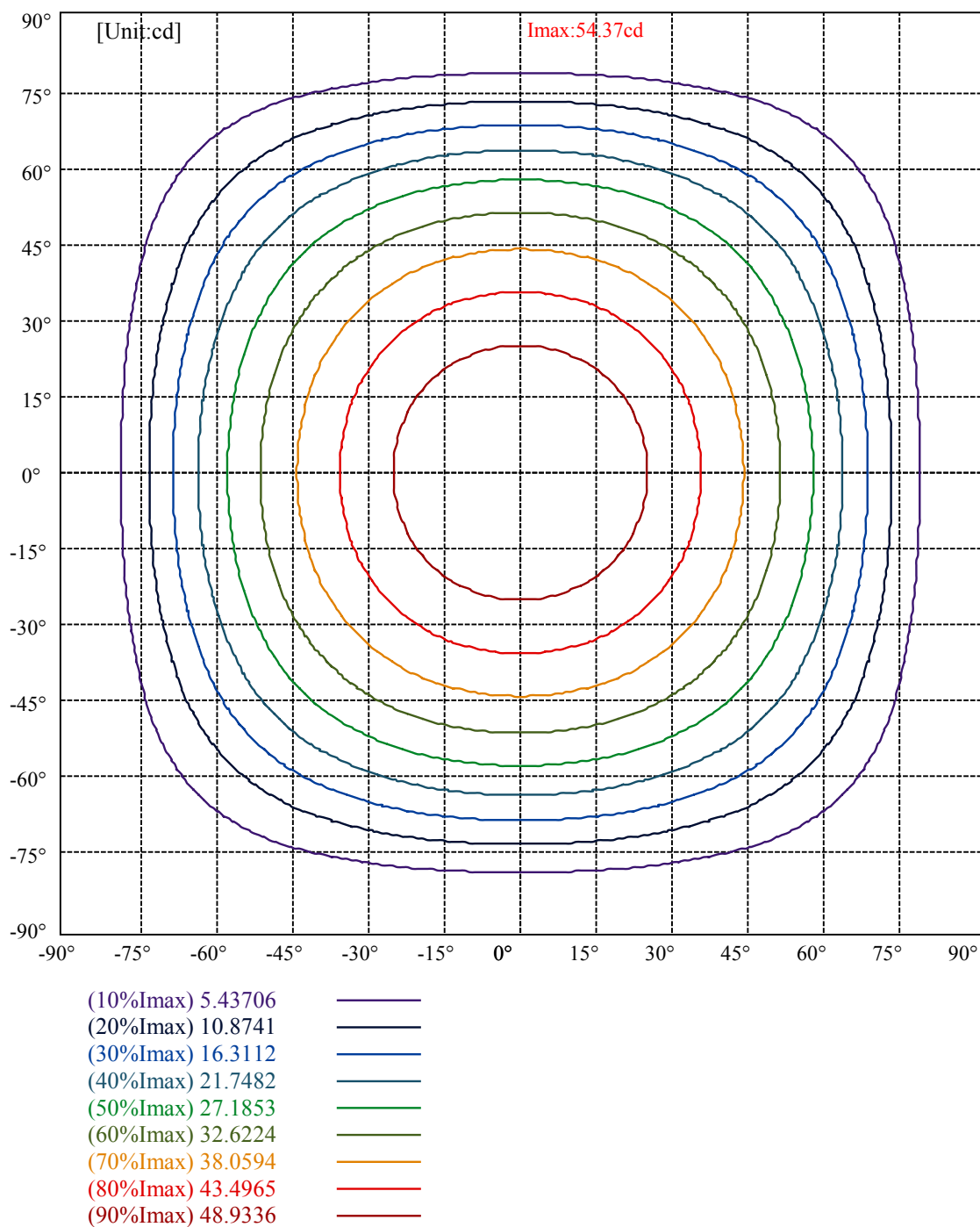


C0(Max):  
C0/C180:  
C90/C270:



Max , Ave

Beam angle of C0 plane 114.45



## lumini

### Luminance Limiting Curve(no luminous side)

Appendix Page: 5 Total:5

Luminance Table

$\gamma$	45	50	55	60	65	70	75	80	85
C0	146	144	141	137	127	112	89	61	40
C45	146	144	141	137	127	112	89	61	40
C90	146	144	141	137	127	112	89	61	40

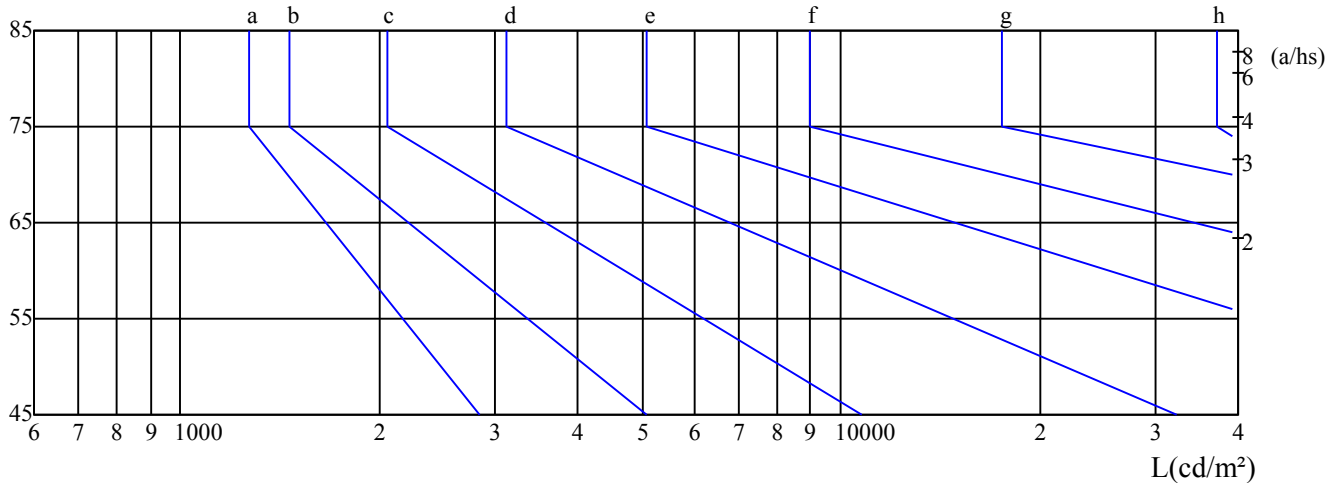
L(Hor)(65)	L(Ver)(65)	L45(65)	L(Hor)(75)	L(Ver)(75)	L45(75)	L(Hor)(85)	L(Ver)(85)	L45(85)
127	127	127	89	89	89	40	40	40

Glare Table

Glare	Quality	Service Values Illuminance(lx)							
1.15	A	2000	1000	500	$\leq 300$				
1.5	B		2000	1000	500	$\leq 300$			
1.85	C			2000	1000	500	$\leq 300$		
2.2	D				2000	1000	500	$\leq 300$	
2.55	E					2000	1000	500	$\leq 300$
		a	b	c	d	e	f	g	h

Luminance Limiting Curve

$\gamma(^{\circ})$



C0 ———

C45 ———

C90 ———

Equipment: equipamento lumini  
Temperature( $^{\circ}$ C): 25.0

Date: 16/06/2025  
Humidity(%): 58.0%

Operator: 01  
Distance(m): 6.90